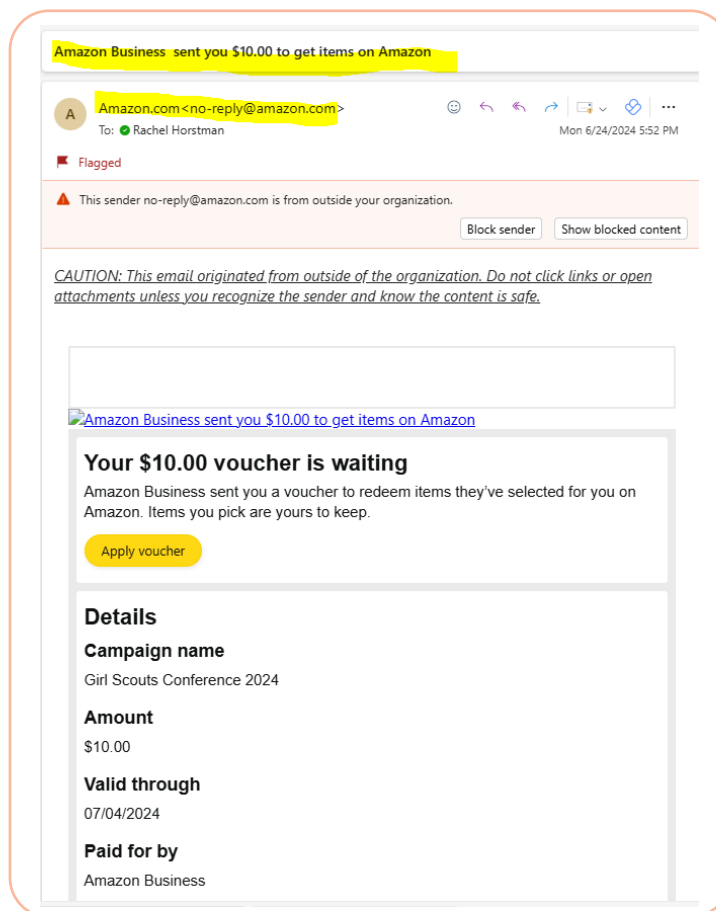


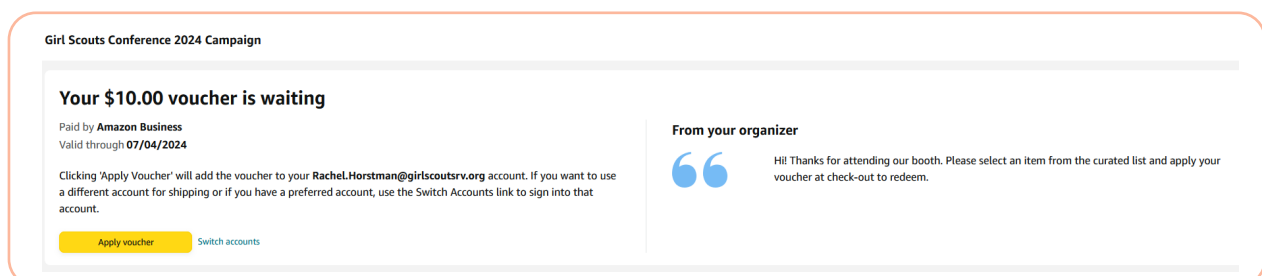
Steps to use your Amazon Business Voucher

Accepting the Voucher:

1. Receive the email with the subject line: Amazon Business sent you \$60 (or other) to get items on Amazon. Sender is **Amazon.com** <no-reply@amazon.com>



2. Select the yellow **"Apply Voucher"** button and sign into your existing Amazon.com profile.
3. In the pop-up screen, select the yellow **"Apply Voucher"** button one more time.



Using your voucher:

- In the next screen, view the details of your voucher including the credit balance (amount), campaign name, valid through date, and another message from the organizer. You will view the items pre-selected by GSEP.

Details







Your credit balance \$10.00	Campaign name Girl Scouts Conference 2024	Valid through 07/04/2024	Paid by Amazon Business
---------------------------------------	--	-----------------------------	----------------------------

From your organizer

Hi! Thanks for attending our booth. Please select an item from the curated list and apply your voucher at check-out to redeem.

Select from these items, chosen for you

Displaying 30 of 43

 <p>Coogam Wooden Blocks Puzzle Brain Teasers Toy Tangram... ★★★★☆ 16,300</p>	 <p>ARCLIBER Oven Mitts Heat Fire Resistant Oven Mitts 425 ° F, ... ★★★★☆ 12,033</p>	 <p>FEISCON Small Jewelry Box Necklace Ring Storage... ★★★★☆ 5,808</p>	 <p>Fuqimanman2020 5 Pcs Colorful Flower Charm Bracelets Set... ★★★★☆ 252</p>	 <p>XLCTT 2Pcs Best Friend Necklaces Birthday Christmas... ★★★★☆ 30</p>	 <p>Colorful Acrylic Butterfly Pendant Necklace Bohemian... ★★★★☆ 749</p>
--	---	---	--	--	--

- You can also view Frequently Asked Questions at the bottom of this webpage. **If your purchase exceeds the value of the voucher, you can cover the remaining balance on your personal payment method.**

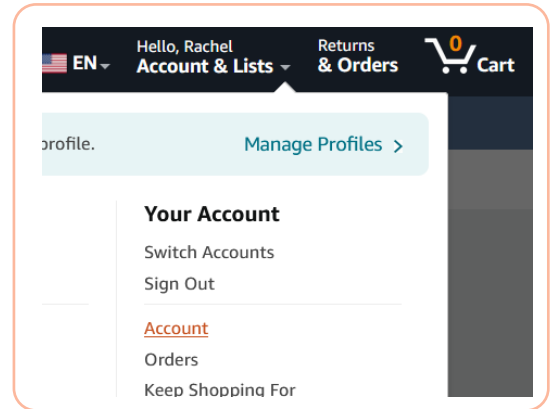
Frequently asked questions

<p>Do I have to pay for the items that I purchase? Your voucher balance will be applied to the cost of any of the items on the campaign that you choose to buy. You are responsible for covering any items not in the campaign catalog or beyond the value of the voucher.</p>	<p>Can I pick a variation or customize my chosen item? Yes, you are able to apply your voucher balance towards any size, color, format, or other variation available on the product detail page for your chosen item. Ensure the item is eligible for purchase with your voucher by confirming your voucher balance was applied to your Order Total in checkout.</p>
<p>Can I make a purchase that exceeds the voucher value? Yes, you can add an additional personal payment method to cover any remaining balance.</p>	<p>Will I be able to access digital items (e.g. Kindle books) purchased with a voucher if I no longer have access to the Amazon account where I purchased them? No. If you purchase a digital item using an Amazon or Amazon Business account, those items would no longer be available if you lose access to the account.</p>

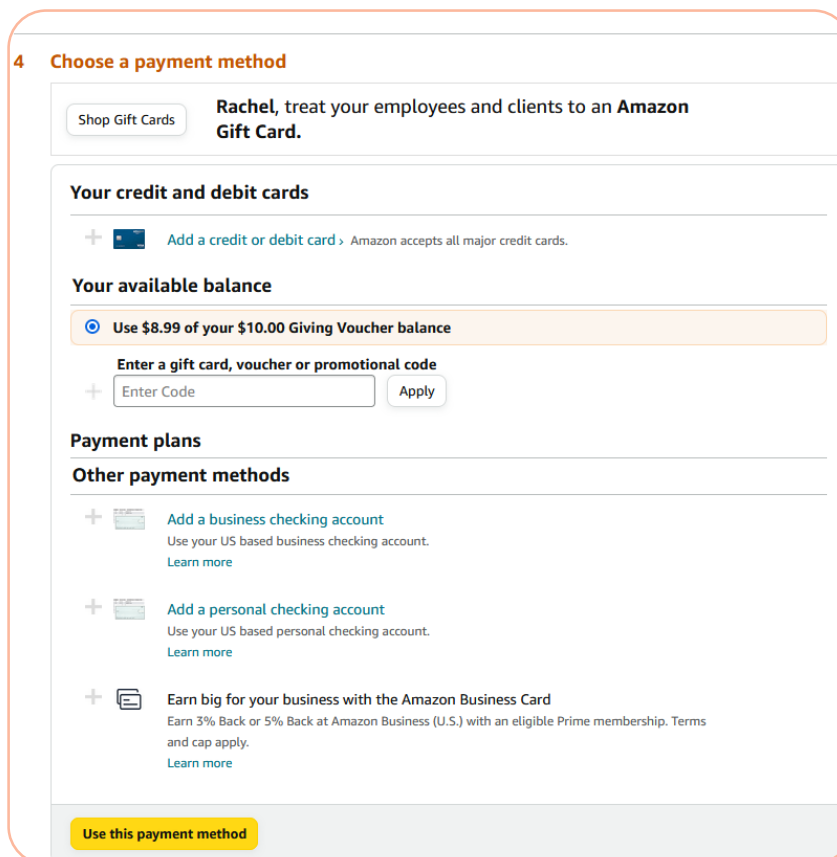
[See more](#) ▾



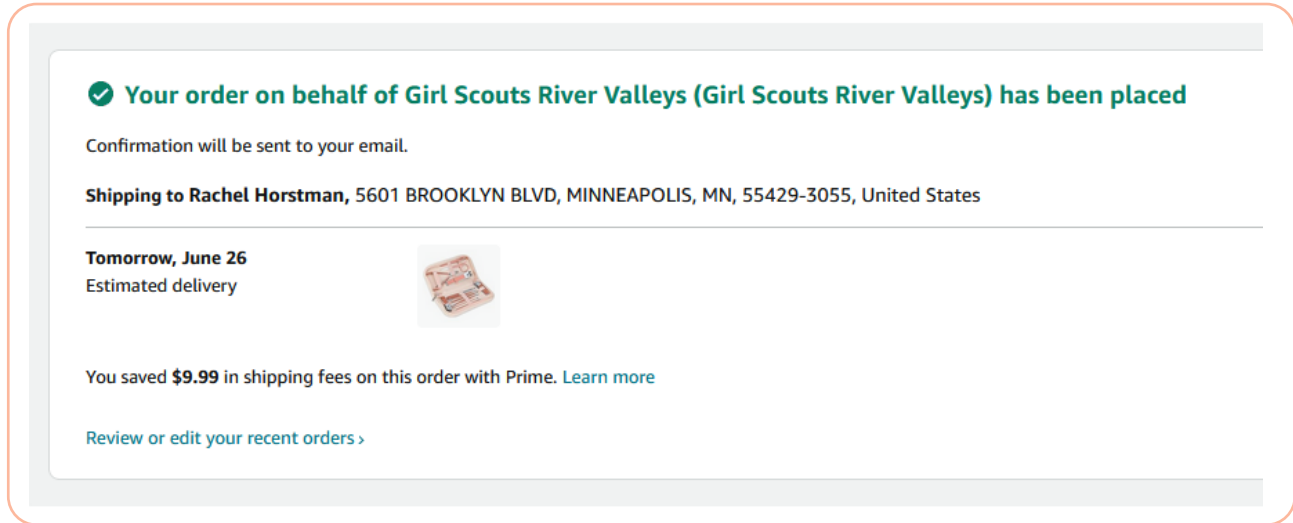
6. Returning to Amazon and can't find your voucher storefront? Follow these steps:
 - a. Click on the dropdown next to your Account Name (e.g. Juliette Low) in the top right of your Amazon browser
 - b. Scroll down and select **“Account”**
 - c. Select **“Your Payments”**
 - d. Scroll down to **“Product Vouchers”** and find the voucher in question (e.g. Giving Voucher Balance: \$430)
 - e. Click **“View your product vouchers”** or **“Shop for eligible products”**
 - f. And then there is a spot to shop valid product within each voucher!
 - g. You can also select the link provided in your original Amazon.com email to be redirected to the Amazon Storefront.



7. Once you select the item(s) you want, click **“Add to Cart”** and then **“Proceed to Checkout”**.
8. If you have other items in your cart already, move them to the **Save for Later section** to avoid using the Amazon Voucher for something you don't intend to use it for.
9. Select **“Proceed to Checkout”**.
10. Enter your details:
 - a. **Group:** Girl Scouts Eastern PA
 - b. **Business Order Information:** leave blank
 - c. **Shipping Address:** Add your address here
 - d. **Choose a Payment Method:** Make sure to select to use your available balance. If you're purchasing more than what your voucher is worth, add an additional payment method.



- e. Review Items and Shipping, select delivery option. **Prime Members get delivery for free.** Consider using a portion of your voucher total for the delivery payment to avoid paying for your own delivery fees.
11. When you're ready, click **“Place your order”** and wait for your rewards to be delivered to you! An Order Confirmation email and separate Shipping information will be sent to the email your Amazon account is connected to.



12. **NOTE: If you don't use the full amount of money provided on your voucher, you will receive an email 3 (or so) days prior to the voucher expiring to remind you to use the remaining balance if you choose. See screenshot below for email text. Any unclaimed balance will be removed from your account on the expiration date.**

